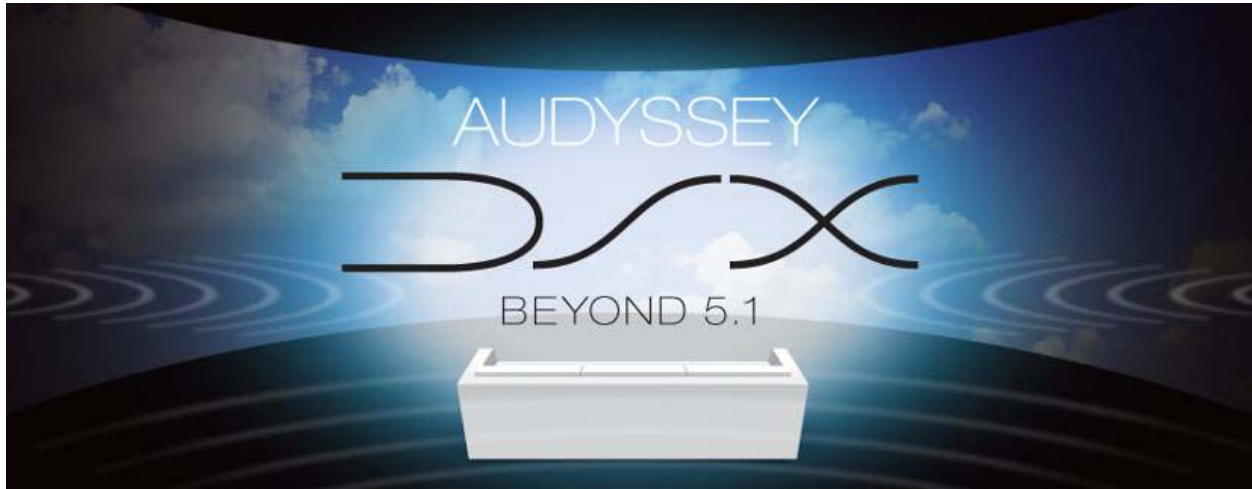



DENON

AVR3310 Audyssey DSX Upgrade



Audyssey DSX sound processing technology extends 5.1- and 7.1-channel sound sources to a wider and higher dimension considering the human perception that is usually focused on the front. A more spacious sound is achieved through a pair of wide speakers placed wider than the usual front speakers, and a greater sense of height in sound is achieved by adding two height speakers above the front.

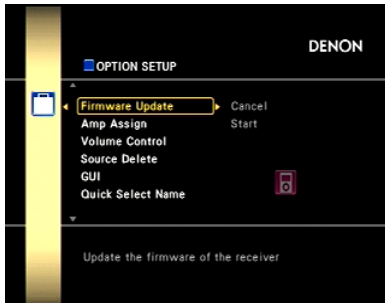


Until now, Audyssey DSX was only available with Denon's upper class AVR-4310 and AVR-4810. With this new feature upgrade, current and future owners of the AVR-3310 get the chance to add a unique technology to their home theatre. In the future, Denon will continue to sell the AVR-3310 without Audyssey DSX to give their customers the right to choose whether they would like to have this feature or not.

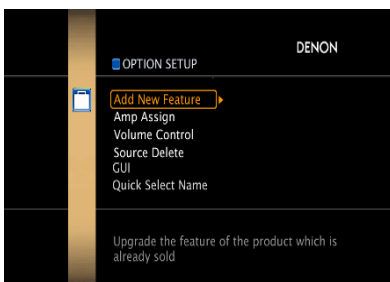
During 2009, several thousand owners of an AVR-4308, AVR-3808, AVC- or AVP-A1HD successfully used a similar opportunity to upgrade their devices with new features at a fair price point thus further increasing the value of their Denon product

Instructions

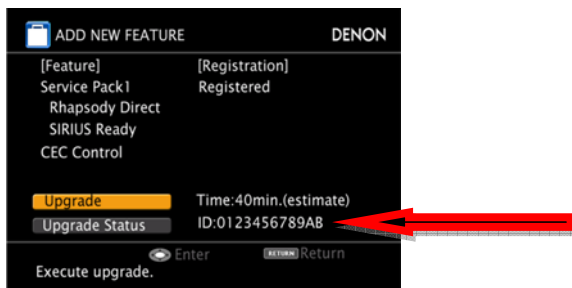
Step 1: You will need to update your firmware to the latest version. If your Denon is connected to your network using Wi-Fi it is recommended that a temporary network cable be used for this process to avoid interruption & damage during the update. This update will take approximately 60 minutes depending on your download time.



Step 2: Once update is finished please select “Add new feature” option



Step 3: Please take note of your Denon’s ID number



Step 4: Fill out the application form making sure all details are accurate and complete then fax a copy of your original receipt as proof of purchase and application form to (+612) or (02) 9578 0140. A faxed and signed copy of the application form with a copy of original receipt is the only way this upgrade can be processed.

Step 5: Approximately 5 working days after receiving your application you will receive an email advising that your Denon is ready to be upgraded.

Step 6: Select “Add new feature” and select Audyssey upgrade option. If your Denon is connected to your network using Wi-Fi it is recommended that a temporary network cable be used for this process to avoid interruption & damage during the upgrade. This upgrade will take approximately 10 minutes depending on your download time.

Step 7: You can download the Instruction manual addendum for your new features from your Denon model’s download page at www.denon.com.au or www.denon.co.nz

Please Note; neither Denon nor Audio Products Group can accept any responsibility for any damage that may occur due to this process.

DENON

AVR3310 Audyssey DSX Upgrade Application Form

This upgrade is only available to units purchased in Australia and New Zealand from an Authorised Denon dealer. The cost of these upgrades is \$150.00 AUD including GST and payment can be made by VISA or MasterCard only

| | |
|--|--|
| Your Name | |
| Your Address | |
| Your Email address | |
| Model number | |
| Colour | |
| Upgrade ID number | |
| Date of purchase | |
| Your Dealers name & address | |
| Type of credit card (Visa or MasterCard only) | |
| Card number | |
| Expiry date | |
| Full name on card | |
| Signature <i>To accept charges of \$150.00 AUD for this upgrade</i> | |

Please make sure all details are accurate and complete then fax with a copy of original receipt to:

New Zealand customers **+612 9578 0140**
Australian Customers **02 9578 0140**

audioproducts
Group